


In this update:

- Time zone setting is now available
- Improved Product Group and Spec filtering
- Real time update of available quantity
- Reminder about Saved Search functionality

Set your local time zone



To date all dates and times have been shown in UTC.

You can now set your **local time zone**, which will update all dates and times on GDT

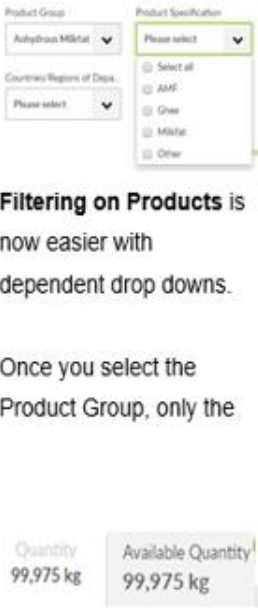
Once set the following fields will show your local dates and time

- Trading Start and End times
- Time Left

How do you update your time zone?

1. Click on the clock icon (located next to the message envelope icon)
2. Click Edit
3. Click the drop down box next to Time Zone, select the right time zone for you.
4. Select Save

Filters & Offer Quantities



Filtering on Products is now easier with dependent drop downs.


Once you select the Product Group, only the

Offer Quantity and Available Quantity will automatically update as sales are made

These quantities are shown on

- Listings page
- Listing Details page

Saved Searches now with Notifications



Do you want to find products quickly?

Now you can save a search and receive a notification when listings match the search criteria. Your criteria may be any

How to set up Saved Searches:

1. Use the filters and sort options to select your search criteria.
2. Click on the icon 'Save This Search' and give your search a name.
3. Select the frequency you want to receive notifications (daily, every 3 days or weekly.) Note: Fonterra are currently running weekly listings, starting on a Wednesday.