

MULTI-FACTOR AUTHENTICATION (MFA)

HOW TO SETUP SMS / TEXT MESSAGE AUTHENTICATION




Global Dairy Trade is introducing multi-factor authentication (MFA) as an added level of security for our customers.

Multi-factor authentication (MFA) is designed to provide a more secure way to log into your MyGDT account. It combines something you know (your email address and password) with something you have (an authenticator app on your smartphone or tablet). If you don't have a smartphone or tablet, you can setup SMS-Text authentication.

Please follow the below instructions.

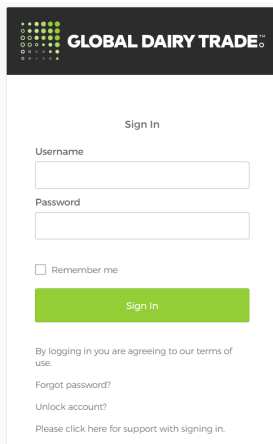
Step One:

- On your computer device, go to www.globaldairytrade.info and click 'Login to MyGDT'.

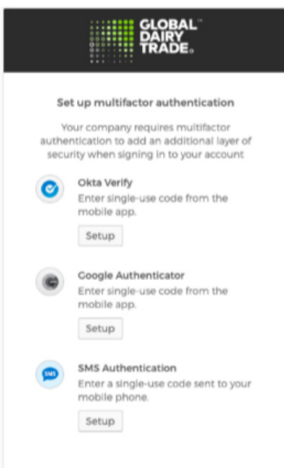


Step Two:

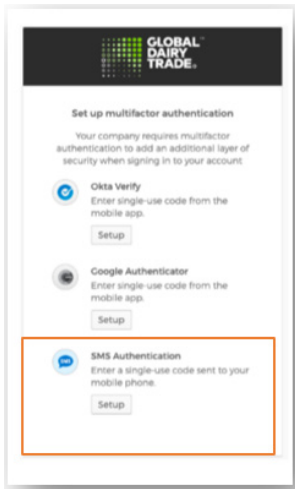
You will be prompted with this new login screen. See below. Use your existing Username (email address) and Password and click **Sign In**



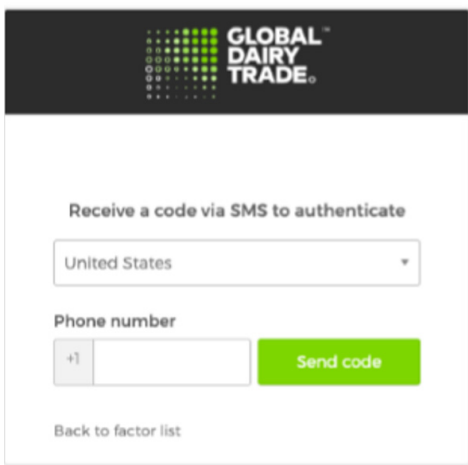
The next page requires you to setup your multifactor authentication.



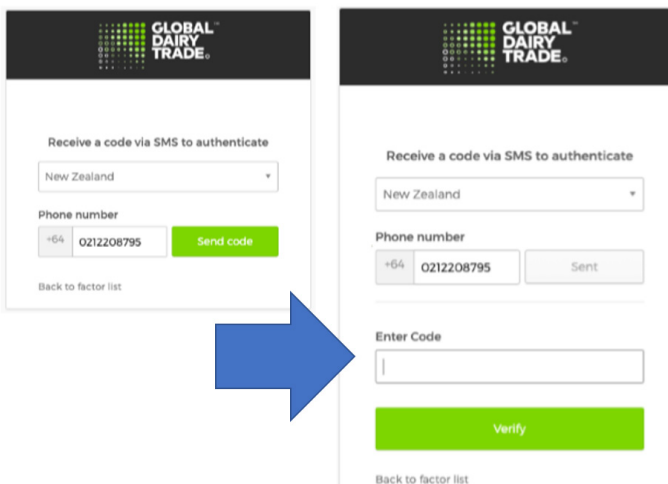
Under SMS Authentication, Click 'Setup'.



The next window prompt requires you to choose your country and enter your mobile phone number.

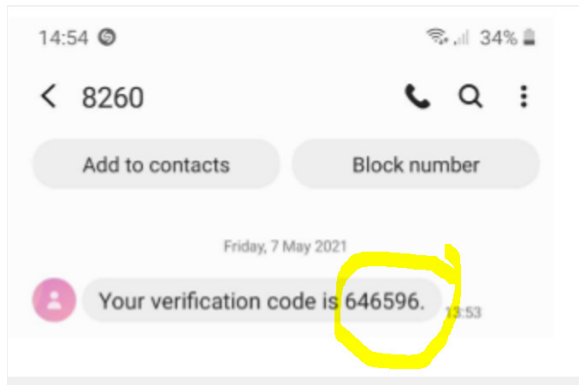


Choose your Country and enter your Mobile Number. Then click 'Send Code'. This will take you to the next screen where you will enter the code.

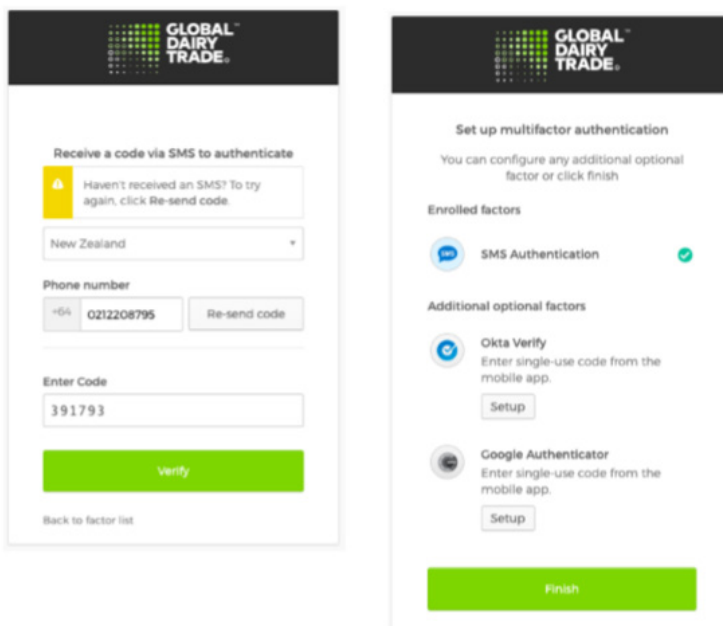


Step Three:

You will receive an SMS/Text message in your mobile phone. This is a unique code and changes whenever a request is sent. Below is just a sample code.



Enter the code and click 'Verify'. Then click 'Finish'.



Congratulations, you have now setup your SMS / Text Message Authenticator. Note: You will only be asked to verify your account periodically, not every time you login.

Please don't hesitate to contact us at help@globaldairytrade.info for information or assistance; we're here to help.

Regards,

The Team at GDT

CONTACT US
help@globaldairytrade.info
www.globaldairytrade.info

