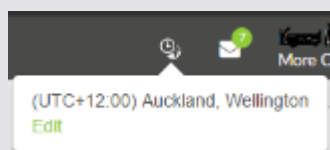


## In this update:

- Time zone setting is now available
- Improved Product Group and Spec filtering
- Real time update of available quantity
- Reminder about Saved Search functionality

### Set your local time zone



To date all dates and times have been shown in UTC.

You can now set your local time zone, which will update all dates and times on GDT Marketplace.

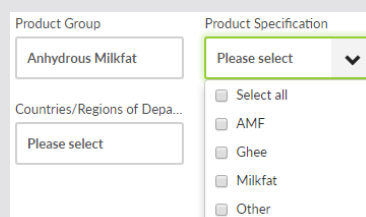
Once set the following fields will show your local dates and time

- Trading Start and End times
- Time Left

#### How do you update your time zone?

1. Click on the **clock icon** (located next to the message envelope icon)
2. Click **Edit**
3. Click the drop down box next to Time Zone, **select the right time zone** for you.
4. Select **Save**

### Filters & Offer Quantities



**Filtering on Products** is now easier with dependent drop downs.

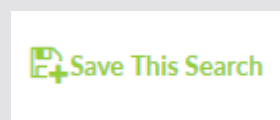
Once you select the Product Group, only the linked Product Specs will show, reducing the need to scroll through a number of specification options.

**Offer Quantity and Available Quantity** will automatically update as sales are made

These quantities are shown on

- Listings page
- Listing Details page

### Saved Searches now with notifications



#### Do you want to find products quickly?

Now you can save a search and receive a notification when listings match the search criteria. Your criteria may be any of the filters, such as products, type of listing or approval status.

#### How to set up Saved Searches:

1. **Use the filters** and sort options to select your search criteria.
2. Click on the icon '**Save This Search**' and give your search a name.
3. **Select the frequency** you want to receive notifications (daily, every 3 days or weekly.) Note: Fonterra are currently running weekly listings, starting on a Wednesday.